

**Before you start:  
wash your hands  
with the  
handwash!**



## 1) Mask

Centre the mask nose wire over the bridge of the nose and pinch.  
Pull ear loops over ears.  
Pull bottom of mask under chin



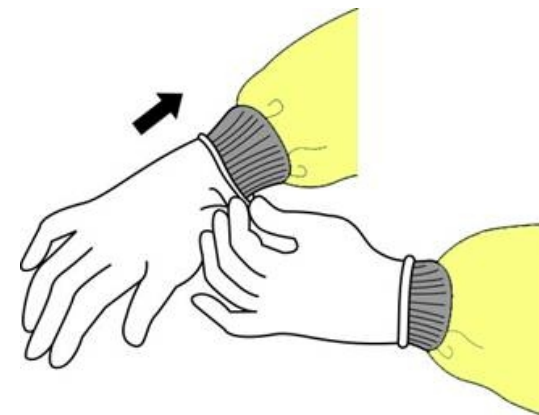
## 2) Gown

Put the gown on with the opening to the back. Secure the gown using the long ties at the waist and the neck



## 3) Gloves

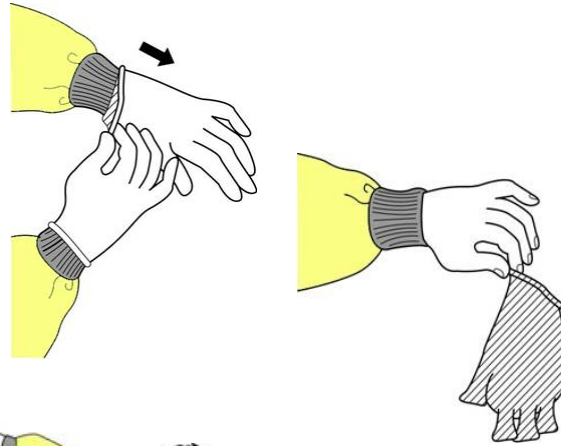
Pull the gloves up to cover the wrists of gown.



**It is now safe to enter the patients room.  
After your visit: follow the instructions on the back to remove your gown, gloves and mask.**

**Remove in the following order:**

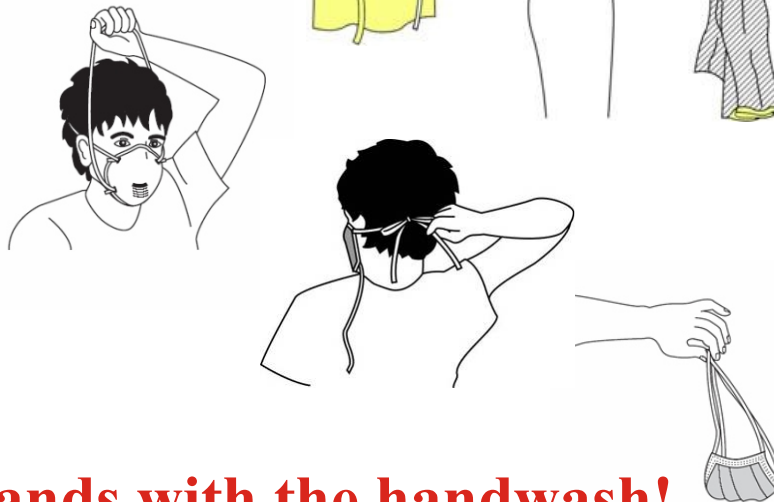
**1) Gloves**



**2) Gown**



**3) Mask**



**Wash your hands with the handwash!**



**Isolation  
Precautions**

Visitors  
please read  
before entering  
the patients  
room